

E-Z-ON[®] Family Vehicle Catalog



E-Z-ON Products, Inc. of Florida
1-800-323-6598 • Fax 561-747-8779
www.ezonpro.com

***F**rom a heritage that spans over 60 years in manufacturing, E-Z-ON® Products Inc. of Florida is the respected leader in developing safety products and solutions that are exceptional in providing support, safety and restraint for children and adults.*



E-Z-ON®
Products, Inc. of Florida
605 Commerce Way West
Jupiter, FL 33458

Table of Contents

E-Z-ON® Products for Family Vehicles

Adjustable Vests and Mounts

103Z Vest	2
Vest Mounts	3
203 Vest	4

Non-adjustable Vests

Push Button Vest	5
Zipper Vest	6

Mounting Straps

Vehicle Floor Mount	7
Vehicle Tether Mount	8
Wheelchair Mounting Strap	9

Vest Size and Closure Information

Vest Sizes and Back Closures for Family Vehicles	10
Vest Sizes and Front Closures for Family Vehicles	11

Modified Vests

M203 Vest	12
101M2 Vest	13

Harnesses

86 Y Universal Harness	14
------------------------------	----

Accessories	15-16
-------------------	-------

Ordering

Distributor List (see Bus Catalog)	16-17
--	-------

E-Z-ON® Adjustable 103Z Vest for Family Vehicles

*The Complete
Adjustable Vest
that Grows
with the
Passenger!*

NEW!
SLIM ADJUSTER COVERS



front



back



- Zipper panel offers 3 zipper sizes to adjust chest and waist straps. Perfect for growth spurts and bulky clothing. Made for children and adults 20-168 lbs.
- Adjustable shoulder straps pull easily to lengthen and shorten the vest for a secure fit. The hip strap must remain low around the lap.
- Bar slides keep busy fingers from undoing shoulder straps. Shoulder straps back-thread and lock.
- Vest belt loops are designed to thread a vehicle belt or a wheelchair belt to secure the passenger. A lap/shoulder belt can be used with a locking clip to lock the lap portion of the seat belt. The belt easily threads through the belt loops on the vest.



Model #103Z


- XXS-M has sewn crotch straps that meet NHTSA guidelines
- Portable or sewn crotch straps are available.
- Meets FMVSS 213
- Must use with E-Z-ON's vehicle tether mount, floor mount, or wheel chair mount
- Fits ages 2- Adult 20-168 lbs.
- Accessories are available
- Replace after crash
- U.S. Pat. #5,733,014



Quick and E-Z-ON!

- E-Z-ON® Vests can be comfortably fitted before getting in the vehicle.
- No-more struggling in the small-space with restraints!
- Simple and secure mounting straps make attachments to the vest a snap, for family vehicles and wheelchairs.
- Wash with mild soap and hang dry.

See page 10 for ordering information

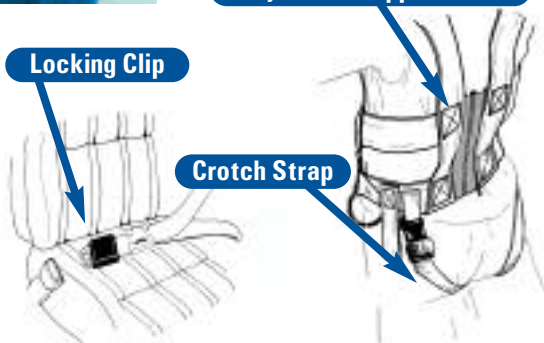


The Parachute logo will always be visible on the front of every E-Z-ON® Vest

Adjustable Zipper Panel

Locking Clip

Crotch Strap



Vehicle Belt is Required:

Mounts for E-Z-ON® Adjustable Vests for Family Vehicles

Adjustable 103Z Vest


E-Z-ON® Tether Mount needs a vehicle seat belt and a tether anchor to secure the vest.

Use a tested and approved booster to keep the lap belt low, without the use of crotch straps.

Tether kit included 7/16" bolt, 2-3/8" washer, lock washer, tether bracket (swivel), nut.

Use either your factory installed anchor brackets, for passengers up to 80 lbs. or install E-Z-ON® tether kit for children 20-168lbs.

E-Z-ON® Vehicle Tether Mount



103Z Vest with a booster



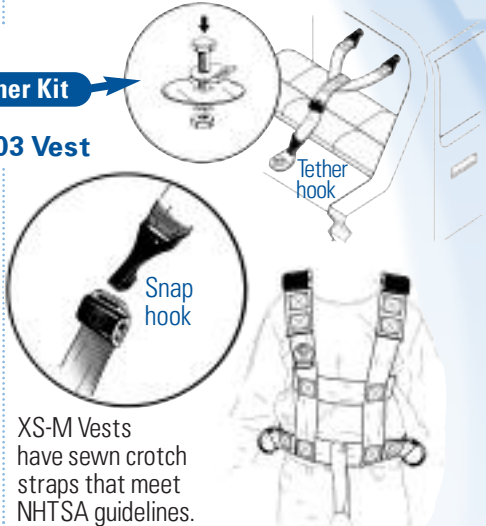
203 Vest with Vehicle Lap Belt Only

E-Z-ON® Tether Kit

Adjustable 203 Vest

The lower vest and the tether mount secures the upper vest.

Snap hooks attach to metal slots. Tether hook attaches to tether anchor located behind the passenger.



XS-M Vests have sewn crotch straps that meet NHTSA guidelines.

E-Z-ON® 103Z Vest

Vehicle Belt is not Required:

E-Z-ON® Floor Mount

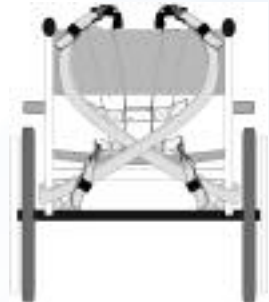


Vehicle Seat



D-ring with snap hook

E-Z-ON® Wheelchair Mount



Snap hooks attach to hip D-rings to secure the lower vest. Snap hooks attach to metal slots to secure the upper vest for the E-Z-ON® Floor Mount and E-Z-ON® Wheelchair Mount.

E-Z-ON® Adjustable 203 Vest for Family Vehicles

NEW!

SLIM ADJUSTER COVERS


The Push Button Adjustable Vest with adjustable shoulders

Mini-Push buttons allows the vest to close in a snap! FMVSS213 approved to stay secure!

Adjustable shoulders straps can lengthen and shorten the vest for a secure fit. The hip strap must remain low around the lap.

Bar slides keep busy fingers from undoing the shoulder straps. Shoulder straps are designed to back-thread and lock.

Belt loops are designed only for a vehicle belt or a wheelchair belt to secure the passenger. A lap/shoulder belt can be used with a locking clip to secure the vest properly.



Model #203


- Vests have sewn crotch straps that meet NHTSA guidelines
- Meets FMVSS 213
- Must use with E-Z-ON®'s vehicle tether mount, floor mount, or wheelchair mount
- Fits ages 2 and up 20-65 lbs.
- Accessories are available
- Replace after crash
- U.S. Pat. #4,226,474

Vest crotch straps not used when using a booster.

Crotch straps are threaded correctly to lock.



See page 11 for ordering information



The Parachute logo will always be visible on the front of every E-Z-ON® Vest

E-Z-ON® Push Button Vest for Family Vehicles

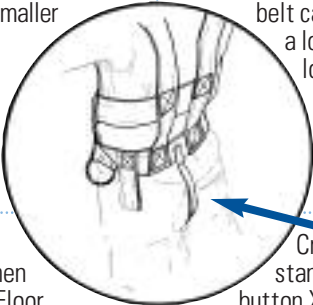
The Push-Button Non-Adjustable Vest

XS-S Vests
Mini-Push
Button



Push Button closures offer a quick snap-on and simple release. Adjust chest and waist straps for a secure fit. The Mini-Push button (XS-S) vests are ideal for smaller children 20-65 lbs. Standard push button vests are designed for larger children and adults up to 168 lbs.

Loops are designed for using a vehicle belt with an E-Z-ON® Tether Mount to secure the passenger. A lap/shoulder belt can be used with a locking clip to lock and secure the lap belt.



Crotch Straps are standard on push button XS-SM vests meeting FMVSS213.

D-rings make securing a snap when using the E-Z-ON® Floor Mount or Tether Mount, in vehicles.



Portable crotch straps or sewn in straps are also available for larger sizes when ordering.

Model #101PB/102PB

- XS-S-M Vests have sewn crotch straps that meet NHTSA guidelines
- Meets FMVSS 213
- Must use with E-Z-ON®'s vehicle tether mount, floor mount, or wheelchair mount
- Use loops for a vehicle belt with a tether mount.
- Fits ages 2 and up 20-168 lbs.
- Accessories are available
- Replace after crash
- U.S. Pat. #4,226,474

See page 11 for ordering information



S-XXLG Vests
Standard Push Button



The Parachute logo will always be visible on the front of every E-Z-ON® Vest

E-Z-ON®

Zipper Vest for Family Vehicles

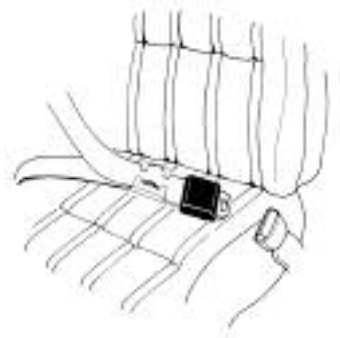
The Zipper Non-Adjustable Vest



The Zipper vest is perfect for passengers who need extra restraint and discouragement from releasing closures. Back zipper closure is fast and easy to secure.

A vehicle belt must be used with an E-Z-ON® Tether mount. A lap/shoulder belt can be used with a locking clip to lock and secure the vest.

D-rings make tethering a snap when using the E-Z-ON® Floor Mount or Tether Mount in vehicles.



Model #101

- XS-SM Vests have sewn crotch straps that meet NHTSA guidelines
- Meets FMVSS 213
- Must use with E-Z-ON®'s vehicle tether mount, floor mount, or wheelchair mount
- Fits ages 2- Adult 20-168 lbs.
- Accessories are available
- Replace after crash
- U.S. Pat. #4,226,474



XS-SM Vests have sewn crotch straps that meet NHTSA guidelines.

See page 10 for ordering information



The Parachute logo will always be visible on the front of every E-Z-ON® Vest

E-Z-ON® Floor Mount for Family Vehicles




This E-Z-ON® Floor Mount is the perfect design that safely restrains children with the E-Z-ON® Vest in family vehicles.

Children who unbuckle their car seats or seat belts can endanger themselves and distract the driver.

Passengers with emotional or behavioral disorders cannot stay in a typical restraint and need a secure system that will protect them.

The E-Z-ON® Floor Mount used with the E-Z-ON® Vest creates a safe and secure restraint that exceeds a typical seat belt or 5 pt. car seat.



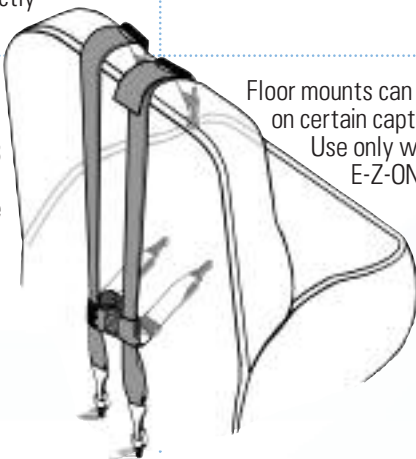
7/16" bolt
2 3/8 washer
lock washer
tether bracket (swivel)
nut
2 sets included with the E-Z-ON® Floor Mount

The Floor Mount must be used with an E-Z-On® Vest

This product must be used on passenger captain chairs or vehicle benches with access from the floor directly to the passenger.

Slim tilt-locks makes adjustments easy for all connecting straps.

Hardware kit included, allows passengers 20-168 lbs. to be secured safely without the need of a vehicle seat belt.



Floor mounts can be used on certain captain chairs.
Use only with E-Z-ON® Vests.



lift up on tilt-lock to adjust tether

E-Z-ON®

Tether Mount for Family Vehicles

Check your vehicle manual for tether location and weight limits to use the E-Z-ON® Tether Mount. Unless noted, vehicle anchors can secure the E-Z-ON® Tether Mount with passengers weighing 20-80 lbs. Locate your vehicle anchor. '99 vehicle models and newer have factory installed tether anchors.

Secure the 2 snap hooks to the vest at the passenger's shoulders. Attach the single tether hook to the anchor bracket and adjust.

Adjust the tether length by pulling the web end through the tilt-lock adjuster. Lift the tilt lock to create slack in the webbing. The vest should fit the passenger snug and the tether adjusted without slack.

Lift up on tilt-lock to adjust tether

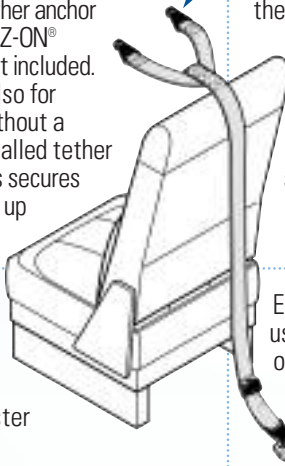


When your passenger exceeds your tether anchor weight limit. It is necessary to replace the factory installed tether anchor with your E-Z-ON® hardware kit included. This kit is also for vehicles without a factory installed tether anchor. This secures passengers up to 168 lbs.

E-Z-ON® Tether Mount must be used with a vehicle belt. Lap and shoulder belts can be used with the Tether Mount with a locking clip. See our accessories page. Securing the tether to the metal slots on the vest provides the upper body support, without using the shoulder belt.

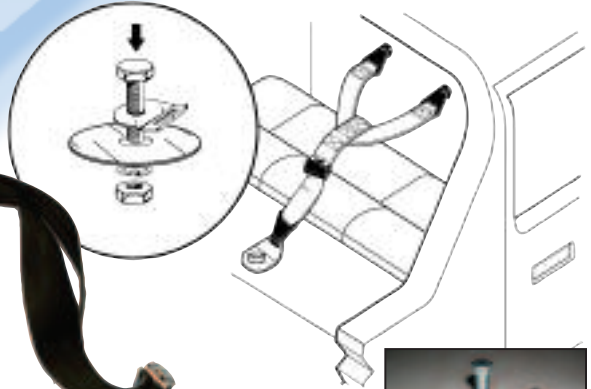


Attach snap hooks to D-rings or metal adjuster slots.



E-Z-ON® Tether Mount may be used on certain captain chairs only with E-Z-ON® Vests.

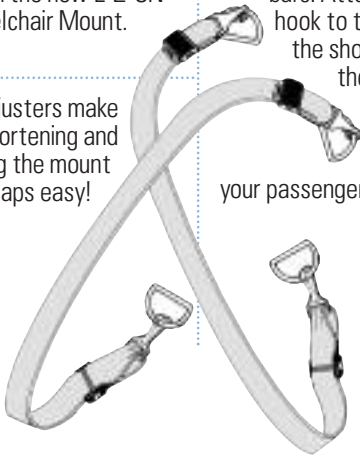
Tether Hook and Anchor



E-Z-ON® Wheelchair Mount

Securing the E-Z-ON® Vest to a wheelchair is easier than ever, with the new E-Z-ON® Wheelchair Mount.


Tilt-lock adjusters make shortening and lengthening the mount straps easy!



Cross the 2 webbing straps and wrap above both cross bars. Attach tether hook to the vest at the shoulders and the hip straps. Reduce slack in webbing and your passenger is secure!

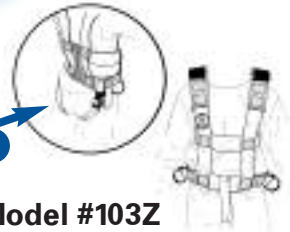


Two-strap mount that adjusts!



E-Z-ON® Wheelchair Mount
back view

Vest Sizes and Back Closures for Family Vehicles



Crotch Straps



front

back

Hip belt loops

Model #103Z


Adjustable shoulders
Adjustable 3 zipper panel
2 Hip D-rings
2 Hip belt loops
20-168 lbs.

Size	Age	Waist
XXS	2-4	19-23"
S	4-6	25-30"
M	8-14	32-37"
LG	14-adult	37-42"

Choose Correct Size When Ordering

E-Z-ON® VEST w/ Floor Mount	103Z FM
E-Z-ON® VEST w/ Tether Mount	103Z TC
E-Z-ON® VEST w/ Wheelchair Mount	103Z WC

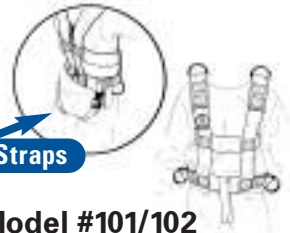
Crotch straps are standard
XXS-M only
M/LG vests are burgundy
LG are black vests



front

back

Hip belt loops



Crotch Straps

Model #101/102

Non-adjustable shoulders
Non-adjustable body
1 Zipper
2 Hip D-rings
2 Hip belt loops

101 series

Size	Age	Waist
XS	2-4	22"
S	4-6	25"
S/M	6-8	28"
M	14-adult	32"

102 series

M/LG	34"	XLG 40"
LG	37"	XXLG 43"

Choose Correct Size When Ordering

Children's sizes

E-Z-ON® VEST w/ Floor Mount	101FM
E-Z-ON® VEST w/ Tether Mount	101TC
E-Z-ON® VEST w/ Wheelchair Mount	101WC

Adult sizes

E-Z-ON® VEST w/ Floor Mount	102FM
E-Z-ON® VEST w/ Tether Mount	102TC
E-Z-ON® VEST w/ Wheelchair Mount	102WC

Crotch straps XS-M only

Vest Sizes and Front Closures for Family Vehicles



Model #203

- 2 Mini Push Buttons
- 2 Hip D-rings
- 2 Hip belt loops
- Crotch straps

Size	Age	Waist
XS	2-4	18-22"
S	4-6	22-25"

Ordering Information

E-Z-ON® VEST w/ Floor Mount	203 FM
E-Z-ON® VEST w/Tether Mount	203 TC
E-Z-ON® VEST w/Wheelchair Mount	203 WC



Crotch Straps



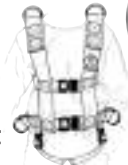
Model #101PB (XS-S)

- Non-adjustable shoulders
- 2 Mini- Push Buttons
- 2 Hip D-rings
- 2 Hip belt loops
- Crotch straps

Size	Age	Waist
XS (mini- pb)	2-4	22-25"
S (mini- pb)	4-6	25-28"

Ordering Information

Children sizes	
E-Z-ON® VEST w/ Floor Mount	101FM PB
E-Z-ON® VEST w/Tether Mount	101TC PB
E-Z-ON® VEST w/Wheelchair Mount	101WC PB



Crotch Straps



Model #101PB/102PB

- Non-adjustable shoulders
- 2 Hip- D-rings
- 2 Standard Push Buttons
- 2 Hip belt loops

101PB (S-M)

Size	Age	Waist
S/M	6-8	28-32"
M	14-adult	32-34"

102PB (M-XXLG)

Size	Waist	Size	Waist
M/LG	34-37"	XLG	40-43"
LG	37-40"	XXLG	43-46"


Ordering Information

Children sizes	
E-Z-ON® VEST w/ Floor Mount	101FM PB
E-Z-ON® VEST w/Tether Mount	101TC PB
E-Z-ON® VEST w/Wheelchair Mount	101WC PB
Adult sizes	
E-Z-ON® VEST w/ Floor Mount	102FM PB
E-Z-ON® VEST w/Tether Mount	102TC PB
E-Z-ON® VEST w/Wheelchair Mount	102WC PB

Portable or sewn crotch straps available to order

E-Z-ON® Modified M203 Vest for Family Vehicles

Mini-Push Button Modified Version



Shoulder adjusters allow the vest to grow with the child and adjust for seasonal clothing

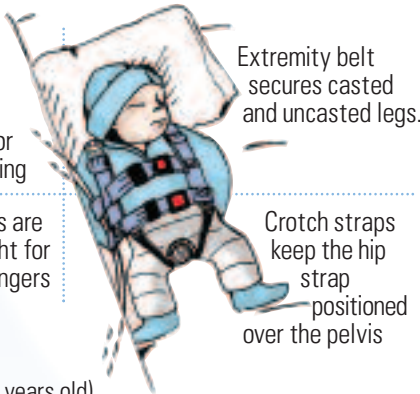
Mini-push buttons are light-weight for small passengers

Model # M203

(for most children 2-5 years old)

- 20-65 lbs.
- Transport supine or prone
- Complete details and instruction are included
- Custom made vests are available
- Smaller children under 30" do not require two vehicle belts
- Dynamically crash tested to meet FMVSS213
- Patent #5,660,445

See page 11 for ordering information



"...Because she was properly restrained in her vest, she was not injured when someone hit her family vehicle from behind... The family was very grateful that your vest was available to keep their daughter safe."

—KatieA. Alley, PT



"Over the course of the last five years, E-Z-ON® Vests and Spelcast car seats have been utilized here at Johns Hopkins Hospital for the transportation of a select group of our pediatric orthopedic population... the products have been durable and reliable."

We would highly encourage other hospitals to adopt such a program."

*—Jane E. Nier-York
R.N., BSN Pediatric Orthopedics
Johns Hopkins Hospital*

E-Z-ON® Modified 101M2 Vest for Family Vehicles



Prescribed by medical professionals the E-Z-ON® Modified Vest is designed to safely transport children with physical disabilities in a prone or supine position.

The American Academy of Pediatrics recommends the E-Z-ON® Modified Vests in a policy statement on "Transporting Children with Special Needs" Vol.104 No.4, 11/99 pp.988-992.

Conditions such as a spinal injury, body cast, long leg cast or a hip spica require a child to lie down when riding in a vehicle.

Shoulder Adjusters

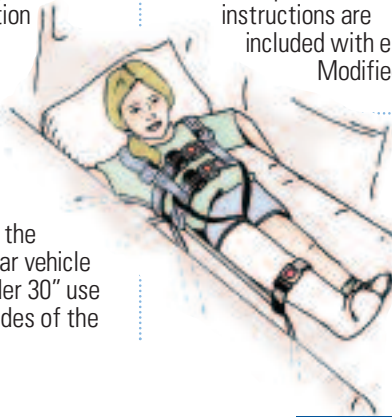


Extremity Belt

To secure, simply use your vehicle's rear seat belts. Lap and shoulder belts may use a locking clip to lock the lap-portion of the belt.

Place pillows for comfort and protection in case of a crash. Complete, detailed instructions are included with each E-Z-ON® Modified Vest.

Fasten the buckles on the vest and be sure the vest fits the child snugly. Lay the child on the seat and thread two rear vehicle seat belts (children under 30" use one belt) through the sides of the vest and the leg belt.



Shoulder adjusters allow the vest to grow with the child.

Extremity belt secures casted or uncasted legs.

Great for long trips...for all children!

Now a child can nap comfortably in the car, and parents can have peace of mind knowing that their child is safely secured to the vehicle's seat belts.

- Passenger must fit lengthwise on the vehicle rear seat
- Transport supine or prone
- Complete details and instruction are included
- Dynamically crash tested to meet FMVSS213
- 101M2 for most children 5-12 years old use 20-100 lbs.
- Patent #5,660,445

Custom made vests are available



E-Z-ON® 86Y Universal Harness

Lap belts alone are not enough!



Millions of family vehicles are equipped with unsafe lap-only rear seat belts . . . yet retrofit shoulder restraints are unavailable or extremely expensive.

With E-Z-ON's UNIVERSAL HARNESS, your back seat passengers will enjoy the same level of protection as airline pilots and race car drivers.

- FMVSS Tested
- Costs hundreds of dollars less than dealer retrofits
- Easy to install and use
- Made in the USA
- Tilt-lock adjusters make the harness easy to adjust to any height
- Use 66-168 lbs. in passenger cars and trucks.
- Must use Mfg. hardware for passenger wt. over 66 lbs unless Owners manual for Tether Anchor states otherwise. Read mfg. instructions for correct use and installation.

Patent pending

Many vehicles have different factory installed anchor locations. Check your owner's manual for anchor location and weight limits.



A lap/shoulder belt can also be used with a locking clip with the 86Y harness and a booster.

When installing the 86 Y Harness, check your manual before installing. A 45 degree angle is the most appropriate for a tether anchor installation.



Chest clip helps keep the harness straps in the correct position. Perfect for smaller passengers.




NEW!

Tilt locks lift to help shorten and lengthen harness for the correct fit.



Read your owners manual for pre-drilled anchor points, so you can install the E-Z-ON® 86Y tether kit for your harness



86 Y tether kit includes:
7/16" bolt
2-3/8" washer
lock washer
tether bracket (swivel)
nut

ACCESSORIES

A

TETHER KIT (Item #100H) This kit is to be used for E-Z-ON® vehicle tether mounts and E-Z-ON® Floor mounts for passengers 20-168 lbs. in all upright E-Z-ON® Vests, 86 Y Universal Harnesses (Kid Y™ Harness 30-80 lbs). Kit includes: 7/16" bolt, 2-3/8 washer, lock washer, tether bracket (swivel), nut. E-Z-ON® Floor Mount includes two kits.



B



CHEST CLIP (Item No. 100CC) This E-Z-ON® durable plastic chest clip is perfect for 86Y/1086 Harnesses to help keep harness straps in the right position while traveling. Keep in center of the passenger's chest for safety.

C



CROTCH STRAPS (Item # 100 CRP) Help keep the E-Z-ON® VEST properly positioned low over the child's hip. Snap-on portable or sewn-on 100 CR models are available.

D


ZIPPER INSERTS (Item # 100AZ) Just zip into any single zipper E-Z-ON® VEST to adjust vest size for seasonal clothing and growth. Four inserts available for our XXS, S, M and LG E-Z-ON® VESTS.



E

WRIST RESTRAINTS

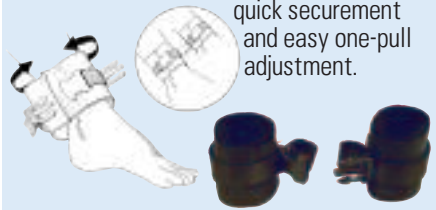
(Item # 100WRP) Wrist restraints clip to the rings on the hip straps of the E-Z-ON® VEST. Each restraint features a push-buckle closure with one-pull adjustment for quick securement.



F

ANKLE RESTRAINTS

(Item # 100AR) Three push-buckle closures for quick securement and easy one-pull adjustment.



G

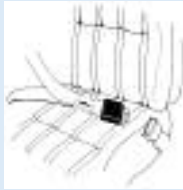
UPPER ARM RESTRAINTS

(Item #100UA) Sewn in arm restraints feature push-buckle closures with a one-pull adjustment for quick securement. These help deter unwanted arm movements that can endanger others. This is considered a less restrictive restraint. Portable Upper Arm restraints #100UAP are available.



H

LOCKING CLIP (Item # 4012) Use to combine a vehicle's shoulder strap and lap belt to thread through the belt loops on E-Z-ON® products.



I

BUCKLE GUARD (Item # 100BG) Child-resistant safety cap helps deter unwelcome opening of standard push-button closures on seat belts, harnesses and safety seats.



J

SAFE CUT WEBBING CUTTER (Item #1004) Quickly and safely cut seat belts, harnesses and tie-downs in emergency situations. Durable polycarbonate with a replaceable blade is bright yellow for easy locating. Velcro mounts to dashboard or any other location you prefer. An emergency demands the durable SAFE CUT!



K

TRAINING BAG FOR FAMILY VEHICLES (Item #100CPS-BK) Your CPS Certification number and instructor's name allows you to purchase these E-Z-ON® training bags for instructional purposes. These products come with an attractive blue and white vinyl duffel bag to carry these products: E-Z-ON® Vest Models: New 203 and Modified Mini-Push Button M203, Harnesses: New Kid Y™, Vest Mounts: New Tether Mount 100TC, New Floor Mount 100FM, New Wheel Chair Mount 100WC, Accessories: Portable crotch strap 100CRP.



L

FIXED END SEAT BELT (Item #45-1) Perfect for school bus seats on approved frames. Custom seat belts, anchoring and hardware are available to order.



M

CPS TRAINING BAG FOR SCHOOL BUSES (Item #100CPS-BLK) Your NHTSA CPS Certification number and instructor's name allows you to purchase these E-Z-ON® training bags for instructional purposes. These products come with an attractive black and yellow vinyl duffel bag to carry these products: E-Z-ON® Vest® Models: 101 Zipper Vest (small w/crotch straps and Seat Mount) Harnesses: 1086 New CamHarness™, Model #543 New KidCam™, Accessories: Safe Cut belt cutter 1004, 1 set of Wrist Restraints 100WRP.



N

BUS TETHER KIT (Item #100 H-L) Anchor E-Z-ON® Vests and Harnesses 30-80lbs on school buses that are FMVSS 210 approved. (Reinforced seat frames). Use tether bracket on existing seat belt hardware under the seat frame. See School Bus Tether Mount page 11. Kit includes: E-Z-ON® durable tether bracket (swivel).



NOTHING IN THIS CATALOG MEETS YOUR NEEDS?

**E-Z-ON PRODUCTS, INC. OF FLORIDA
WILL CUSTOM DESIGN.**

**CALL A CUSTOMER SERVICE
REPRESENTATIVE TODAY**

E-Z-ON[®]

Products, Inc. of Florida
605 Commerce Way West
Jupiter, FL 33458
www.ezonpro.com
1-800-323-6598

Need To Know More About Tethers?



Then you need *LATCH: Lower Anchors and Tethers for Children* from SAFE RIDE NEWS. This manual focuses on new methods of anchoring child restraints in vehicles: tethers and LATCH. It is three books in one: textbook, installation guide, and product reference list. It covers:

- Correct use of tethers and LATCH, including common problems
- Retrofitting of tether anchors in various types of older vehicles, including pickup trucks and vans

This manual is an essential tool for:

- Vehicle dealerships and repair shops
- Manufacturers' customer service personnel and distributors
- Child Passenger Safety Technicians, Instructors, and safety advocates

Highlights:

- ◆ How to tether forward-facing and rear-facing child seats/harnesses
- ◆ How to find an appropriate place to locate an anchor
- ◆ Part numbers of tether anchor kits for 30 vehicle manufacturers, 1985-2000

Visit www.saferidenews.com or call 800-403-1424